




**CV TURF  
& COURTS**



# **TURFCOURTS INSTALLATION GUIDE**



# TABLE OF CONTENTS

## **1** Introduction

## **2** Our Simple Installation Process:

**Phase 1:** Initial Consultation

**Phase 2:** Site Assessment & Design Planning

**Phase 3:** Custom Design & Material Selection

**Phase 4:** Transparent Pricing & Investment


**Phase 5:** Professional Installation Process

## **3** Post-Installation: Care & Maintenance

## **4** Let's get started



# 1. Introduction



**Before**



**After**

Every outdoor space tells a story — and at Clear Vision TurfnCourts, we're the authors. Crafting a visually stunning and functional space starts with the right surface.

And yes, we understand the challenges homeowners and businesses face with natural grass: constant maintenance, uneven wear, and weather-related damage. Over time, what should be a beautiful, usable space becomes a source of frustration.

That's where we come in.

Our high-quality artificial turf and court solutions turn everyday problems into lasting possibilities. Whether it's a **residential lawn**, a high-performance **sports complex**, or a standout **commercial space**, we create surfaces that blend **aesthetics** with reliable **functionality** — all while being low-maintenance, durable, and tailored to your needs.

And we don't just drop it in and walk away. Our process is thoughtful, seamless, and built around you.

This guide walks you through each step of our professional installation process, showing how we transform outdoor spaces from ordinary to extraordinary.

## 2. Our Simple Installation Process

### **Phase 1: Initial Consultation**

*Before we talk turf, we talk to you.*

Every great transformation begins with a vision — and that's where we start.

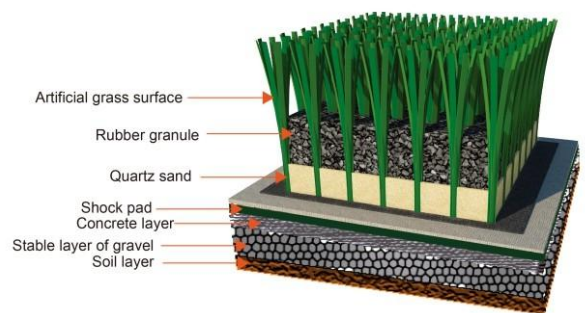
Your journey with Clear Vision TurfnCourts begins with a real conversation, and we take the time to listen to your goals, understand your lifestyle, and learn what matters most to you. From backyard dreams to large-scale projects, we meet you where you are and offer insights that bring clarity and direction.

This isn't just planning — it's the start of a partnership built on understanding and trust.

#### **What to Expect:**

- A detailed discussion of your project goals and vision
- Site evaluation to determine feasibility
- Overview of design, materials, and budget considerations.

## Phase 3: Custom Design & Material Selection



This is where your vision starts becoming real, not just a concept, but something you can see, feel, and get excited about. We don't offer cookie-cutter solutions because your space, needs, and lifestyle are one-of-a-kind.

Whether you're dreaming of a sleek backyard putting green, a lush full-turf lawn for the kids and pets, or a low-maintenance blend that's easy on the eyes and built for everyday use.

Our design options:

Design Option	Key Features	Best For
Half Turf + Putting Green	Functional, low-maintenance	Homeowners who love golf
Full Turf Landscape	Lush, green, always perfect	Families & pet owners
Gravel & Turf Mix	Modern aesthetic, great drainage	Low-maintenance spaces

*Your space, your style—expertly brought to life.*

## Phase 4: Transparent Pricing

*We believe clarity builds trust, and that includes pricing.*

You won't find vague numbers or last-minute surprises here. We walk you through exactly what goes into the cost, from materials to labor, so that you can make confident decisions. Whether you're working within a speci-



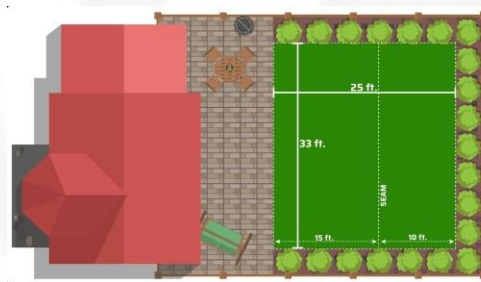
### How to Prepare:

- Gather property measurements
- Take photos of the space
- Identify preferred design styles and features
- Set a budget range
- Discuss budget-friendly options

## Phase 2: Site Assessment & Design Planning



Round Lawn



Square & Rectangular  
Lawns



Triangular Shaped  
Lawns

Great design starts with great understanding — and that means getting to know your space beyond just measurements.

During this phase, our team examines every physical factor that might shape the outcome. We also consider how you want to use the space—whether for relaxing, entertaining, or active play.

### We assess:

- Ground conditions and drainage capabilities
- Exact measurement of the installation area
- Sun exposure and existing landscaping
- Potential challenges and innovative solutions

*Your space isn't just land. It's a canvas waiting to be transformed.*

## Phase 5: Professional Installation

This is where the vision becomes real.

Our installation process is detail-oriented and blends craftsmanship with technical expertise. Each layer is handled with care—from preparing the foundation to the final brush of the turf—to ensure your space looks amazing and lasts longer.

### **Our process includes**

- Weed Barrier Installation—Creating a clean, resilient foundation
- Crushed Concrete Base—Ensuring stability and optimal drainage
- Precision Compacting & Leveling—Crafting a flawless surface
- Synthetic Turf Application—Delivering a natural, refined look
- Silica Sand Stabilization—Enhancing durability and performance

*Every layer is a commitment to excellence.*

## 3. Post-Installation: Care & Maintenance

Our commitment doesn't end when the turf is down.

We believe in protecting your investment, and that means giving you the tools and support you need to keep it looking and performing its best. From free maintenance coverage to long-term product warranties, we're with you well beyond installation day.

# What You Get:

Service	Coverage
2-Year Free Maintenance Plan	Periodic service checks
\$500 Maintenance Credit	Usable anytime
15-Year Product Warranty	Ensures material longevity

# Turf maintenance tips:

Dos	Don'ts
Brush turf regularly	Avoid dragging heavy furniture
Rinse spills quickly	Don't use sharp tools or chemicals
Keep pet areas clean	Avoid placing open flames nearby



## 4. Let's Get Started

Your ideal outdoor space isn't just a dream — it's a conversation away.

At Clear Vision TurfNCourts, we combine thoughtful design, expert installation, and premium materials to create spaces that feel as good as they look. Whether you're ready to dive in or still exploring ideas, we're here to help every step of the way.

**Let's bring your vision to life.**



**+1 972-325-2545**



**[www.turfncourts.com](http://www.turfncourts.com)**



**CV TURF  
& COURTS**